

# BABY QUASAR

BRINGING THE SPA HOME



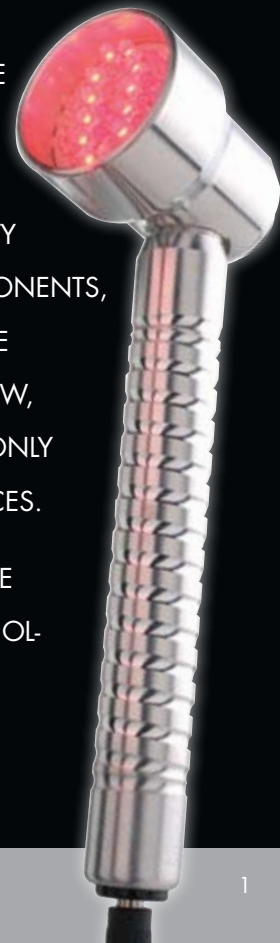
USER MANUAL



REDUCE  
THE SIGNS  
OF  
AGING

**THE BABY QUASAR** USES SEQUEPULSE TECHNOLOGY WITH FOUR WAVE-LENGTHS OF RED AND INFRARED LIGHT. MANUFACTURED OUT OF AIRCRAFT QUALITY ALUMINUM AND MEDICAL GRADE COMPONENTS, IT IS THE MOST POWERFUL AND EFFECTIVE CONSUMER DEVICE AVAILABLE. UNTIL NOW, QUASAR LIGHT THERAPY DEVICES WERE ONLY AVAILABLE TO SPAS AND DOCTORS' OFFICES.

THE BABY QUASAR BRINGS THE SPA HOME USING THE SAME STRENGTH AND TECHNOLOGY AS OUR PROFESSIONAL DEVICES.





# SKIN CARE

**TWO OF THE MAIN FACTORS IN AGING SKIN** are diminished collagen and hyaluronen, also called hyaluronic acid. Collagen is a large, moist molecule which when combined with elastin and hyaluronen represent the building blocks of young looking and healthy skin. The body naturally reduces the production of collagen as we enter the 30s, 40s 50s and 60s. Without the collagen and hyaluronen, the skin becomes less supple and elastic, it thins, and color changes take place. The result is an increase in lines, wrinkles, enlarged pores, age spots (hyperpigmentation) and skin elasticity.

**PERHAPS THE LARGEST COMPONENT** of skin damage in the baby boomers is sun damage in their youth. Baby boomers may be the first significant group of individuals to deliberately expose their skin to large doses of sunlight from an early age. Physicians now report that the sun damage seen by many of those who are now in their 30s, 40s, 50s, and 60s is a result of

early overexposure to the sun – mainly in the teenage years. Early exposure to the sun exacerbates the natural changes which occur later in life – particularly reducing hyaluronen in the epidermis – making the person appear older than he or she is chronologically. Medical studies have also shown cigarette smoking as another culprit in skin damage.

**RECENT DEVELOPMENTS IN SKIN CARE** technology have made great strides in correcting the flaws resulting from sun damage to the skin. Light therapy has emerged as a principle treatment methodology for aestheticians and skin care practitioners. Its popularity derives from its ease of application and pain free treatment. It combines perfectly with all other types of treatment including ablative techniques such as microdermabrasion. Unlike other “serious skin care” treatments, LED light therapy does not injure the skin and will not lead to scar tissue buildup over time. When used after ablative treatments, light therapy can actu-

ally help reduce the “burn” as well as produce “smooth” collagen which reduces the potential for scarring. Consult your ablative treatment professional about using light therapy as a follow-up treatment.

GENTLE, SAFE  
AND PAINLESS,

Baby Quasar can be used on all skin types and all skin tones. It is 100% natural and is Dermatologist recommended. Quasar Light Therapy is FDA registered and FDA accepted.



## MEDICAL PRECAUTIONS

- Do not use if you have epilepsy
- Do not use if you are pregnant consult with your doctor
- Do not use if using cancer fighting drugs or drugs increasing photosensitivity
- Do not shine directly into the eyes or on the eyelids
- Do not use over the thyroid gland (base of the neck)
- Do not allow children to use unsupervised
- Do not use when receiving steroid shots

## ASSEMBLY


To assemble the Baby Quasar plug the wall mounted power supply into a 120 volt AC outlet. Your power plug may be a multi-plug which allows use in Europe and Asia.

## PREPARATION

A clean face is important in Light Therapy treatment. Remove all makeup and jewelry from areas to be treated.

Clean the area to be treated with your favorite pH balanced cleanser.

Apply the Pure Silk HA serum as per instructions. You may also safely use the Baby Quasar with your favorite topical cosmetic so long as the product does not leave a barrier on the skin which could prevent the light from penetrating. The Baby Quasar will increase the effectiveness of the products.



# INSTRUCTIONS FOR USE

Your Baby Quasar  
has three settings  
to optimize your results.  
The indicator light  
on top of your  
Baby Quasar signals  
which mode you are in.

PLEASE  
PRESS THE  
BUTTON:

**1 TIME**

**CONTINUOUS WAVE (GREEN LED)  
BLOOD FLOW AND CIRCULATION**

- THE HIGHEST POWER SETTING (NON PULSED)
- 4-MINUTE SOFT TONE

**2 TIMES**

**LOW FREQUENCY (ORANGE LED)  
SENSITIVE SKIN**

- THE LOWEST POWER SETTING (PULSED MODE)
- 2-MINUTE SOFT TONE

**3 TIMES**

**HIGH FREQUENCY (RED LED)  
NORMAL SKIN**

- THE MIDDLE POWER SETTING
- 1-MINUTE SOFT

Note: only 12 red LED lights are visible to the eye and you will see them in an oval pattern. The other 12 are infrared lights which cannot be seen with the naked eye. They are working LEDs. All lights visible and non-visible are essential to a successful treatment.

# TREATMENT RECOMMENDATION

Light Treatments with the Baby Quasar are recommended to be used 2 to 3 times per week for approximately 24 to 36 minutes each treatment. Over use of this device may result in dryness of skin. Results may vary based on skin type and skin damage.

Allow 48 hours in between treatments, to optimize the skin's regenerative cycle. The result is a decrease in appearance of fine lines, wrinkles, enlarged pores, and age spots. The skin will feel smoother and firmer and look younger.



## DIRECTIONS

Divide the face into 6 sections as shown in the picture. When starting treatment, you should first use the mode for your skin type.

**LOW FREQUENCY** (ORANGE LED)

**Sensitive skin,**

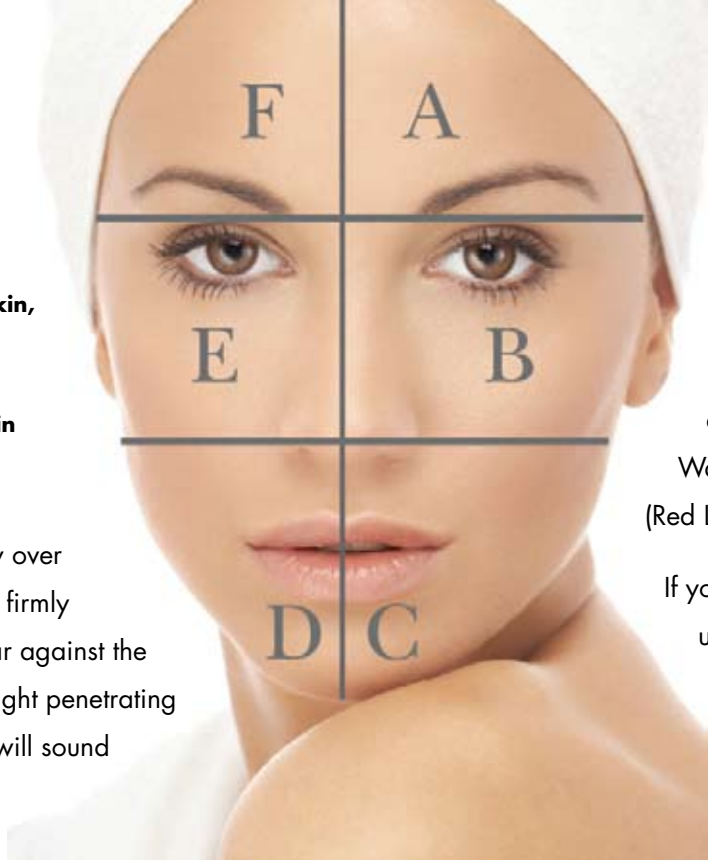
or

**HIGH FREQUENCY** (RED LED)

**Normal skin**

(You will not see the pulsating on this setting)

Starting at section A, move the wand slowly over that area for two minutes. Press lightly, only firmly enough to keep the face of the Baby Quasar against the skin. Try not to let light escape as only the light penetrating will have a therapeutic benefit. A soft tone will sound signaling you to move to the next area.



Next move clockwise to section B. Slowly move the wand over that area for two minutes. Moving in a clockwise direction, treat each section C, D, E, F.

After treating all six sections, continue by repeating the treatment a second time using the Continuous Wave (Green LED) or High Frequency (Red LED).

If you have special areas of concern, use the light for another two minutes in those areas on the Continuous Wave (Green LED) strength setting.

## DIRECTIONS (cont.)

Push the button on the back of the wand until indicator light is not shining and LEDs turn off. You are now finished with the treatment.

After disconnecting the unit from the power source, clean the equipment by wiping the wand with alcohol. Use cotton swabs dipped in alcohol to gently clean the LEDs. Do not immerse the device in water.

Unplug the power supply from the outlet and place in a secure place. We suggest the pouch that came with your Baby Quasar unit.

## PAIN, SPRAINS, AND WOUNDS

Use on the continuous wave mode (green indicator light) for eight to twelve minutes or more if needed on the area being treated. Treat the area as often as needed.

## SERUMS & LOTIONS

Quasar Light Therapy has selected and proven, through extensive research and feedback, the most effective complement to light therapy. Our Pure Silk contains low molecular weight hyaluronic acid and copper peptides for maximum skin care benefit.

Hyaluronic Acid and collagen are vital components of skin structure that decline as we age. They are responsible for the skin's moisture, suppleness, and elasticity.

If you prefer you may use your favorite skin care product as recommended by your skin specialist. Make certain the product emulsifies into the skin and does not leave a barrier to the light.



## WARNING

- Do not scratch or damage the light (LEDs)
- Keep away from flammable aerosol products being used or where oxygen is being administered
- Keep the cord away from water and heat
- Do not operate this device if the cord or the plug has been damaged or submerged in water.
- Do not put into dishwasher, submerge in water or cleaning solutions.

## CLEANING

The LEDs should be cleaned following each use. After unplugging the unit, use a soft cloth, and clean with rubbing alcohol. You may use cotton swabs to gently clean around the LEDs.

## PACKAGE CONTENTS

- Baby Quasar
- Travel Pouch
- User Manual
- Power Supply
- Sample Pure Silk products (when available)

## WARRANTY

Quasar Light Therapy warrants this product to be free from defective workmanship and materials, and agrees that it will, at its option, either repair or replace the defective product or part thereof with a new or remanufactured equivalent at no charge to the purchaser for parts or labor for a period of five years.

For warranty or support call: (800) 944-1523.

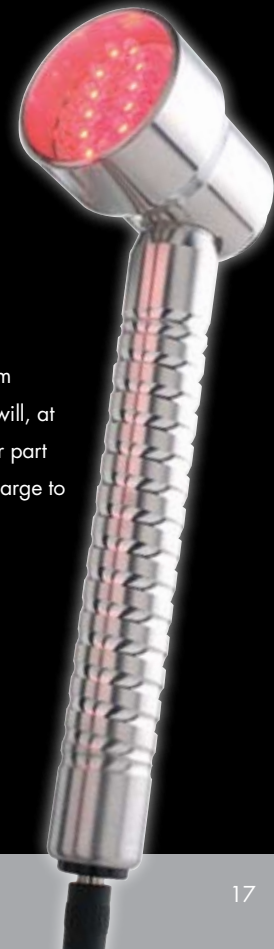
## QUASAR LIGHT THERAPY

1431 Tallevast Rd.

Sarasota, FL 34243

(941) 306-5812

[www.babyquasar.com](http://www.babyquasar.com)



# BABY BLUE

BRINGING THE SPA HOME

## MAKE ACNE SING THE BLUES.

SAFE AND NON-INVASIVE, THE BABY BLUE LIGHT TARGETS THE SEBACEOUS GLANDS, KILLING THE BACTERIA THAT CAUSES ACNE.

The Baby Blue light works by killing the acne-causing bacteria, *P. Acne*, and works well in treating inflammatory *Acne Vulgaris* that has not responded to other acne therapies.

